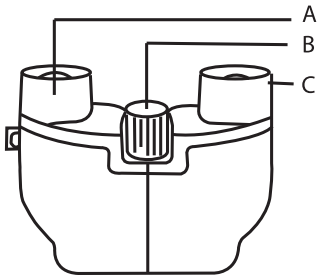
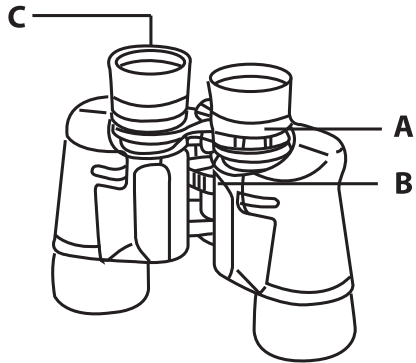




7X50 ALL-WEATHER UV BINOCULARS



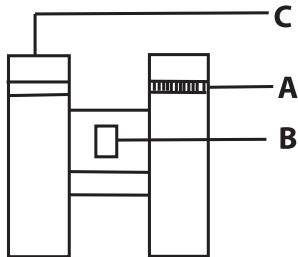
OPERATION MANUAL



A) Diopter setting of the eyepiece

B) Focusing Wheel

C) Roll -down rubber eyecups for people wearing glasses



INSTRUCTIONS FOR USE

Adjusting the field of view

The distance between the eyes varies from one person to the next. To achieve perfect alignment of the eyes and the lens openings, hold the binoculars in the normal viewing position and move the two barrels either apart or closer to each other until you have a single, clear field of view.

Focusing

1. Set the right eyepiece (A) to zero and sight on a distant subject.
2. Cover the right front lens with your hand and rotate the focusing wheel. (B) until the image in the left eyepiece appears sharp. Keep both eyes open while you make this adjustment.
3. Now cover the left front lens with your hand and rotate the right eyepiece until the image is sharp.
4. The binoculars have now been adjusted to your eyes.

Note the diopter reading of the right eyepiece for future reference.

Rolling down the eyecups

If you wear glasses, roll down the eyecups(C); this will reduce the distance between the eyepiece and the eyes, providing an improved field of view.

Cleaning the binoculars

1. Use a soft lens brush or a soft, lint-free cloth to clean the binoculars.
2. If you use a cleaning agent, never apply the liquid to any of the glass surfaces, instead apply to the cloth.

©2009 Sharper Image Acquisition, LLC. All rights reserved.
©2009 MerchSource, LLC. All rights reserved.

Distributed by MerchSource, LLC, Foothill Ranch, CA 92610.

THE SHARPER IMAGE® name and logo are registered trademarks of Sharper Image Acquisition, LLC used under license by MerchSource, LLC. All other logos and trademarks are proprietary to their respective owners.

The artwork and design of this manual are protected by US copyright law and may not be reproduced, distributed, displaced, published or used for any purpose without prior written permission. Altering, removing or reproducing any of the trademark or copyright notice forms on this manual is not permitted.

For technical support, please visit

www.msclientcare.com or call 1-800-374-2744.

KEEP THIS INSTRUCTION MANUAL AS IT CONTAINS IMPORTANT INFORMATION.

PRINTED IN CHINA