




ANIMATED MARINE LAMP

Instructions

CONTENTS




(1) MARINE LAMP

ASSEMBLY

Note: Setup requires adult supervision.

1



Display Animated Marine Lamp on a flat surface

OR

2

Mount the unit directly to the wall

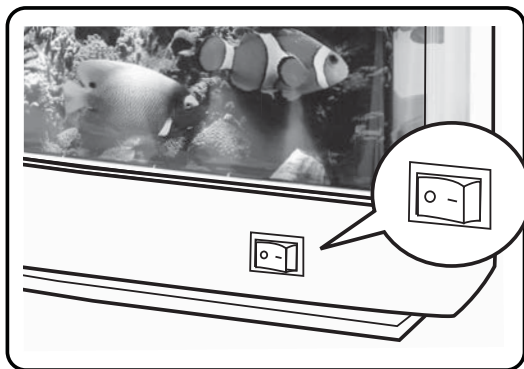


Front Side



Back Side

OPERATION



The Marine Lamp is operated with the ON/OFF switch (no batteries required).

- 1 Ensure that the Marine Lamp is in a location that children cannot reach or access.
- 2 Plug the Marine Lamp into a standard electrical outlet.
- 3 Turn on the switch to activate the Marine Lamp.
- 4 Turn off the switch when not in use.

WARNING:

THIS ITEM IS INTENDED FOR DECORATIVE PURPOSES ONLY. IT IS NOT A TOY AND SHOULD NEVER BE USED WITHOUT ADULT SUPERVISION. THE ITEM SHOULD BE PLACED ON A FLAT SURFACE OUTSIDE THE REACH OF CHILDREN.

Do not immerse in water or liquid of any kind.

OFFICIAL LICENSED PRODUCT

©2009 Discovery Communications, LLC. Discovery Kids and the Discovery Kids logo are trademarks of Discovery Communications, LLC. used under license. All rights reserved. discoverykids.com

©2009 MercSource, LLC. All rights reserved. Distributed by MercSource, LLC, Foothill Ranch, CA 92610.

PATENT PENDING



WARNING:
CHOKING HAZARD—Small parts.
Not for use by children
Adult Supervision Required.



ANIMATED MARINE LAMP

Instructions

SAFETY

- 1 The power supply voltage required for this appliance is 120V~ 60Hz.
- 2 This appliance is designed for indoor use only. Do not use this product for any other purpose.
- 3 This appliance is not intended for young children and should not be used without adult supervision.
- 4 Keep out of reach of young children and pets.
- 5 Young children should be supervised to ensure that they do not play with this appliance.
- 6 Do not leave this appliance unattended and always unplug when not in use.
- 7 The maximum operating time is 8 hours. This appliance should not be left on beyond this time.
- 8 Always operate this appliance on a flat, secure and heat resistant surface.
- 9 Do not use in areas that are wet or exposed to moisture.
- 10 Do not place, use near, or expose this appliance to water or any other liquid.
- 11 Do not drop or submerge this appliance in water or any other liquid.
- 12 Never block the air vents on this appliance or place it on a soft surface (example: a bed or a couch) where the air openings may become blocked. Check and clear the air vents periodically.
- 13 The lamp will become hot when in use. Let the lamp cool before handling or cleaning.
- 14 Ensure that your hands are dry when handling the power supply plug. Always pull the plug when disconnecting from the outlet. Do not pull the cable.
- 15 Do not put tension on the power supply cable. Always ensure that the power supply cable has sufficient free length.
- 16 Never operate this appliance if it has a damaged power supply cable or plug.
- 17 This product has no user serviceable components.
- 18 Do not allow the power supply cable to hang or be in an area where it may be tripped over or accidentally pulled.
- 19 This appliance is not allowed to be disassembled. If the supply cable is damaged, the appliance should be thrown away.