

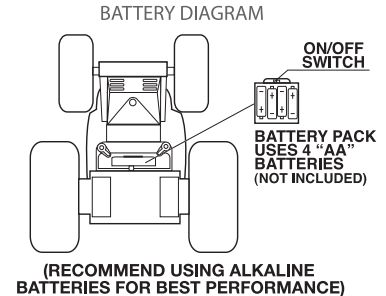
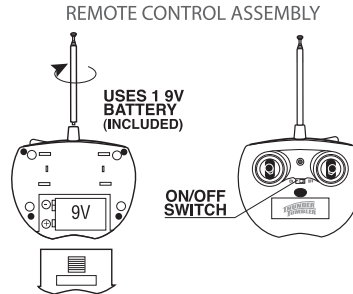


KEEP THIS INSERT FOR REFERENCE SINCE IT CONTAINS IMPORTANT INFORMATION.

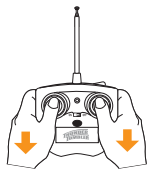
OPERATING INSTRUCTIONS

Operation requires 4 "AA" 1.5V alkaline batteries (not included) for car and 1 9V battery (included) for remote control.

- Carefully remove items from package.
- Locate the battery compartment on the back of each item (see diagram on right).
- Swivel latches on bottom of car to release battery pack and replace batteries.
- Switch both car and remote buttons to "ON" position.
- Not recommended to operate on carpet as functions cannot be performed.



OPERATION



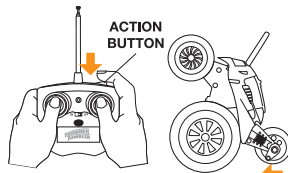
Reverse:
Press both control sticks backward.



Forward:
Press both control sticks forward

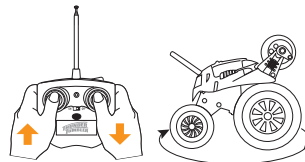


Spinning Action:
Press and hold the control sticks in opposite directions to make the car spin.




Action Button:
Press and hold the action button to have the car stand up on its back and move forward.

Spin on back wheel:
(Using Action Button)




1) Have the car spinning by pressing and holding the control sticks in opposite directions.

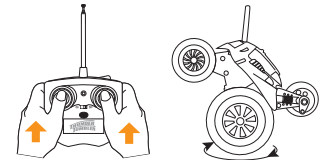


2) Press and hold the action button and the car will then spin on one back wheel.

(Using Control Sticks Only)



1) Have the car spinning by pressing and holding the control sticks in opposite directions.



2) Quickly press and hold both control switches in forward direction.

SAFETY PRECAUTIONS

- Do not operate during thunderstorms or rain.
- Avoid water, sand and snow when operating car.
- Do not submerge car or controller in water.
- Never operate your car on the street or highway.
- Never operate your car in a confined or crowded area, and do not use people or animals as obstacles.
- Do not run your car into furniture, objects or hard surfaces, as this will cause damage to both the objects and the car.
- Keep fingers, hair and loose clothing away from the tires, gears and motor while the car is switched to "ON".
- Do not leave car or transmitter near sources of heat or under direct sunlight for long periods of time.
- Do not leave car or transmitter outside overnight. Dampness is harmful to interior components.
- Remove all batteries when not in use to avoid accidental operation.
- Adult supervision is recommended when operating this car.

BATTERY WARNING:

- Do not mix alkaline, standard (carbon-zinc) and rechargeable batteries (Nickel Metal Hydride).
- Do not mix old and new batteries.
- Non-rechargeable batteries are not to be recharged.
- Rechargeable batteries are to be removed from the item before being charged (if removable).
- Rechargeable batteries are only to be charged under adult supervision (if removable).
- Exhausted batteries should be removed immediately and must be recycled or disposed of properly according to state or local government ordinances and regulations.
- The supply terminals are not to be short-circuited.
- Only batteries of the same or equivalent type as recommended are to be used.
- Batteries are to be inserted with the correct polarity.
- Do not dispose batteries in a fire - batteries may leak or explode.

KEEP THIS PACKAGE FOR REFERENCE AS IT CONTAINS IMPORTANT INFORMATION.